

Sample image

Datasheet

Article number: 70009122
Designation: CH10.A211.FT2.F085
Description: Switch

IEC 60947-3 EN 60947-3, VDE 0660 Teil 107						
Rated insulation voltage Ui						
			Voltage (V) AC / DC			
			690 AC / DC			
Rated uninterrupted current Iu/Ith						
Current (A)	Ambient temperature (°C)		Peak temperature (°C)		additional requirements	
20	55		60		Ambient temperature +55°C during 24 hours with peaks up to +60°C	
Rated operational current Ie						
Utilization category			Voltage (V)		Current (A)	
AC-15			220 - 240		6	
AC-15			380 - 440		4	
Rated operational power						
Utilization category	Voltage (V)		No. of phases		No. of poles	
AC-3	220 - 240		3		3	
AC-3	380 - 440		3		3	
AC-3	660 - 690		3		3	
AC-3	220 - 240		1		2	
AC-3	380 - 440		1		2	
AC-23A	220 - 240		3		3	
AC-23A	380 - 440		3		3	
AC-23A	660 - 690		3		3	
AC-23A	220 - 240		1		2	
AC-23A	380 - 440		1		2	
Max. Fuse rating IEC						
Fuse characteristic			No. of Fuses		Current (A)	
gG			1		25	
UL60947-4-1 , UL508						
Nominal Voltage						
			Voltage (V) AC / DC			
			600 AC			
Rated insulation voltage Ui						
			Voltage (V) AC / DC			
			600 AC			
Rated thermal current						
		Current (A)	Ambient temperature (°C)		Additional Text	
		20	0 - 40		-	
Horsepower rating						
Across-the-Line Motor Starting			Voltage (V)	No. of phases	No. of poles	Power (HP)
DOL			110 - 120	1	2	0,50
DOL			220 - 240	1	2	1
DOL			277 - 277	1	2	2
DOL			440 - 480	1	2	2
DOL			550 - 600	1	2	2
DOL			110 - 120	3	3	1,50
DOL			220 - 240	3	3	3
DOL			440 - 480	3	3	5
DOL			550 - 600	3	3	5
Pilot duty rating code						
Duty Code						
A600						
SCCR / Max. fuse rating						
Conditions of acceptability						
These devices are suitable for use on circuits capable of delivering not more than 5kA rms symmetrical amperes, 600V ac max. when protected by Class RK1 fuses.						
Temp. rating of wire						
			Temperature rating (°C)	Current (A)		Text
			60 - 75			- Use copper wire only
General Use						
AC / DC	Voltage (V)	Current (A)	No. of phases	No. of poles		No. of contacts in series
AC	277	20	1	1		1
AC	600	20	1	2		1

General Use					
AC / DC	Voltage (V)	Current (A)	No. of phases	No. of poles	No. of contacts in series
AC	600	20	3	3	1
CSA					
Nominal Voltage					
			Voltage (V) AC / DC		
			600 AC		
Rated insulation voltage Ui					
			Voltage (V) AC / DC		
			600 AC		
Rated thermal current					
		Current (A)	Ambient temperature (°C)		Additional Text
		20	0 - 40		--
Horsepower rating					
Across-the-Line Motor Starting	Voltage (V)	No. of phases	No. of poles	Power (HP)	Ambient temperature [°C]
DOL	110 - 120	1	2	0,50	40
DOL	220 - 240	1	2	1	40
DOL	277 - 277	1	2	2	40
DOL	440 - 480	1	2	2	40
DOL	550 - 600	1	2	2	40
DOL	110 - 120	3	3	1,50	40
DOL	220 - 240	3	3	3	40
DOL	440 - 480	3	3	5	40
DOL	550 - 600	3	3	5	40
Pilot duty rating code					
Duty Code					
A600					
Temp. rating of wire					
			Temperature rating (°C)	Current (A) Text	
			75	-- --	
General Use					
AC / DC	Voltage (V)	Current (A)	No. of phases	No. of poles	No. of contacts in series
AC	277	20	1	1	1
AC	600	20	1	2	1
AC	600	20	3	3	1
GENERAL TECHNICAL INFORMATION					
Size of conductor					
composition of conductor	Min. / Max. value	No. of conductor per terminal	Cross section (mm ²) or (AWG/kcmil)		Material of the wire
Solid wire	Min.	1	0.75mm ²		Copper
Solid wire	Min.	2	0.75mm ²		Copper
Flexible wire	Min.	1	0.75mm ²		Copper
Flexible wire	Min.	2	0.75mm ²		Copper
Flexible wire	Max.	2	AWG 12		Copper
Flexible wire	Max.	2	2.5mm ²		Copper
Single-core or stranded wire	Max.	2	AWG 10		Copper
Single-core or stranded wire	Max.	2	4mm ²		Copper
Flexible wire with ferrule according to DIN 46228	Min.	1	0.75mm ²		Copper
Flexible wire with ferrule according to DIN 46228	Min.	2	0.75mm ²		Copper
Flexible wire with ferrule according to DIN 46228	Max.	2	2.5mm ²		Copper
Stripping length					
Length (mm) --					
					
Recommended screw driver					
Type of screw driver			Value		
Cross Screwdriver			PH1		
Slot screwdriver according to DIN 5264			0,8x4		
Tightening torque of screws					
			tightening torque (Nm)	tightening torque (lb-in)	
			1	9	
Approbations					
Specification					Marking
CE marking					
UK Directives					
CSA C.22.2 No.14					
General Information					
Text					
- Alleen koperleidingen met of zonder vertinde/verzilverde draden (per draad) gebruiken. Het nadien vertinnen van de uiteinden is niet toegestaan.					
- Terminals with factory fitted jumper links are tightened during production for loss prevention. When opening the terminal clamps, make sure that no factory fitted links get lost and that all wire connections are properly seated.					
- After wiring, ALL terminal screws must be tightened to the specified torque values.					
- Het gebruik van een extra apparaat kan de beschermingsklasse van de gekozen bouwvorm beïnvloeden.					

General Information

Text

- Do not lubricate or treat contacts.
- Switches may only be mounted, connected and set into operation by qualified persons according to the accepted rules of technology.
- After installation of the switches the spacings between the terminals must be sufficient to fulfill the requirement of the applicable standards.

Waste Electrical & Electronic Equipment (WEEE)

Picture name Description



Do not throw in the trash as care must be taken to ensure environmentally sound disposal and recycling. Please either use an environmentally friendly waste disposal company; return to the supplier for disposal; or return direct to the manufacturer, Kraus & Naimer. You can find local Kraus & Naimer offices at www.krausnaimer.com

Proposition 65

Picture name Description



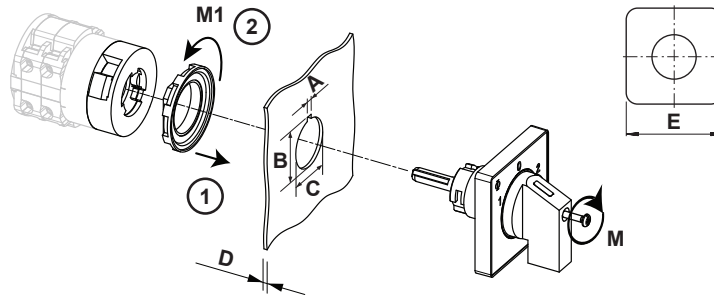
WARNING: This product can expose you to chemicals including nickel and lead, which is known to the State of California to cause cancer. For more information go to www.P65Warnings.ca.gov.

Classification Contact: Rigid contact bridge

Classification Contact Mat: Silver

Classification Terminal: Screw terminal

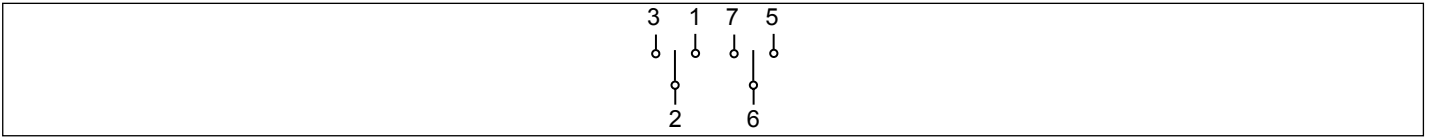
Mounting-FT2



IP - Code front side		IP66, IP67, IP69k
Stages		1,00 - 12,00
A	H	3,20 mm
A+_tol.	H	0,20 mm
A-_tol.	H	0,00 mm
B	H	24,10 mm
B+_tol.	H	0,40 mm
B-_tol.	H	0,00 mm
C	Ø	22,30 mm
C+_tol.	Ø	0,40 mm
C-_tol.	Ø	0,00 mm
D	H	<= 6,00 mm
E	□	48,00 mm
M	↺	0,50 Nm
M1	↺	1,80 Nm


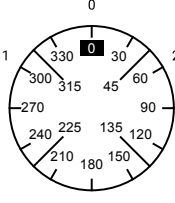
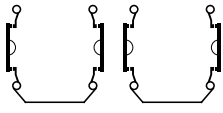
Wiring diagram

CH10.A211.FT2



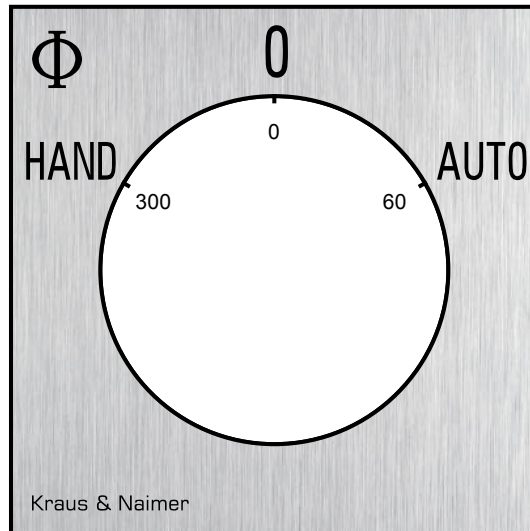
Switch program

CH10.A211.FT2

 Kraus & Naimer		CH10		A211		E		Page 1 of 1																																																																																																																																																																																																																																																																																									
		Face Plate																																																																																																																																																																																																																																																																																															
																																																																																																																																																																																																																																																																																																	
		<table border="1"> <tr> <td>1</td><td>3</td><td>5</td><td>7</td><td>9</td><td>11</td><td>13</td><td>15</td><td>17</td><td>19</td><td>21</td><td>23</td> </tr> </table>												1	3	5	7	9	11	13	15	17	19	21	23																																																																																																																																																																																																																																																																								
1	3	5	7	9	11	13	15	17	19	21	23																																																																																																																																																																																																																																																																																						
Switching Angle <input type="text" value="60"/> Total switching Angle <input type="text" value="120"/>		<table border="1"> <tr> <td>2</td><td>4</td><td>6</td><td>8</td><td>10</td><td>12</td><td>14</td><td>16</td><td>18</td><td>20</td><td>22</td><td>24</td> </tr> </table>												2	4	6	8	10	12	14	16	18	20	22	24																																																																																																																																																																																																																																																																								
2	4	6	8	10	12	14	16	18	20	22	24																																																																																																																																																																																																																																																																																						
<table border="1"> <tr><td>1</td><td>300</td><td></td><td></td><td></td><td></td><td></td><td></td><td></td><td></td><td></td><td></td></tr> <tr><td></td><td>315</td><td></td><td></td><td></td><td></td><td></td><td></td><td></td><td></td><td></td><td></td></tr> <tr><td></td><td>330</td><td></td><td></td><td></td><td></td><td></td><td></td><td></td><td></td><td></td><td></td></tr> <tr><td></td><td>345</td><td></td><td></td><td></td><td></td><td></td><td></td><td></td><td></td><td></td><td></td></tr> <tr><td>0</td><td>0</td><td></td><td></td><td></td><td></td><td></td><td></td><td></td><td></td><td></td><td></td></tr> <tr><td></td><td>15</td><td></td><td></td><td></td><td></td><td></td><td></td><td></td><td></td><td></td><td></td></tr> <tr><td></td><td>30</td><td></td><td></td><td></td><td></td><td></td><td></td><td></td><td></td><td></td><td></td></tr> <tr><td></td><td>45</td><td></td><td></td><td></td><td></td><td></td><td></td><td></td><td></td><td></td><td></td></tr> <tr><td>2</td><td>60</td><td>■</td><td></td><td>■</td><td></td><td></td><td></td><td></td><td></td><td></td><td></td></tr> <tr><td></td><td>75</td><td></td><td></td><td></td><td></td><td></td><td></td><td></td><td></td><td></td><td></td></tr> <tr><td></td><td>90</td><td></td><td></td><td></td><td></td><td></td><td></td><td></td><td></td><td></td><td></td></tr> <tr><td></td><td>105</td><td></td><td></td><td></td><td></td><td></td><td></td><td></td><td></td><td></td><td></td></tr> <tr><td></td><td>120</td><td></td><td></td><td></td><td></td><td></td><td></td><td></td><td></td><td></td><td></td></tr> <tr><td></td><td>135</td><td></td><td></td><td></td><td></td><td></td><td></td><td></td><td></td><td></td><td></td></tr> <tr><td></td><td>150</td><td></td><td></td><td></td><td></td><td></td><td></td><td></td><td></td><td></td><td></td></tr> <tr><td></td><td>165</td><td></td><td></td><td></td><td></td><td></td><td></td><td></td><td></td><td></td><td></td></tr> <tr><td></td><td>180</td><td></td><td></td><td></td><td></td><td></td><td></td><td></td><td></td><td></td><td></td></tr> <tr><td></td><td>195</td><td></td><td></td><td></td><td></td><td></td><td></td><td></td><td></td><td></td><td></td></tr> <tr><td></td><td>210</td><td></td><td></td><td></td><td></td><td></td><td></td><td></td><td></td><td></td><td></td></tr> <tr><td></td><td>225</td><td></td><td></td><td></td><td></td><td></td><td></td><td></td><td></td><td></td><td></td></tr> <tr><td></td><td>240</td><td></td><td></td><td></td><td></td><td></td><td></td><td></td><td></td><td></td><td></td></tr> <tr><td></td><td>255</td><td></td><td></td><td></td><td></td><td></td><td></td><td></td><td></td><td></td><td></td></tr> <tr><td></td><td>270</td><td></td><td></td><td></td><td></td><td></td><td></td><td></td><td></td><td></td><td></td></tr> <tr><td></td><td>285</td><td></td><td></td><td></td><td></td><td></td><td></td><td></td><td></td><td></td><td></td></tr> </table>		1	300												315												330												345											0	0												15												30												45											2	60	■		■									75												90												105												120												135												150												165												180												195												210												225												240												255												270												285										
1	300																																																																																																																																																																																																																																																																																																
	315																																																																																																																																																																																																																																																																																																
	330																																																																																																																																																																																																																																																																																																
	345																																																																																																																																																																																																																																																																																																
0	0																																																																																																																																																																																																																																																																																																
	15																																																																																																																																																																																																																																																																																																
	30																																																																																																																																																																																																																																																																																																
	45																																																																																																																																																																																																																																																																																																
2	60	■		■																																																																																																																																																																																																																																																																																													
	75																																																																																																																																																																																																																																																																																																
	90																																																																																																																																																																																																																																																																																																
	105																																																																																																																																																																																																																																																																																																
	120																																																																																																																																																																																																																																																																																																
	135																																																																																																																																																																																																																																																																																																
	150																																																																																																																																																																																																																																																																																																
	165																																																																																																																																																																																																																																																																																																
	180																																																																																																																																																																																																																																																																																																
	195																																																																																																																																																																																																																																																																																																
	210																																																																																																																																																																																																																																																																																																
	225																																																																																																																																																																																																																																																																																																
	240																																																																																																																																																																																																																																																																																																
	255																																																																																																																																																																																																																																																																																																
	270																																																																																																																																																																																																																																																																																																
	285																																																																																																																																																																																																																																																																																																
		Jumpers <table border="0"> <tr> <td>1 ●</td><td>● 3</td><td>4 ○</td><td>○ 2</td> </tr> <tr> <td>5 ●</td><td>● 7</td><td>8 ○</td><td>○ 6</td> </tr> <tr> <td>9 ○</td><td>○ 11</td><td>12 ○</td><td>○ 10</td> </tr> <tr> <td>13 ○</td><td>○ 15</td><td>16 ○</td><td>○ 14</td> </tr> <tr> <td>17 ○</td><td>○ 19</td><td>20 ○</td><td>○ 18</td> </tr> <tr> <td>21 ○</td><td>○ 23</td><td>24 ○</td><td>○ 22</td> </tr> <tr> <td>25 ○</td><td>○ 27</td><td>28 ○</td><td>○ 26</td> </tr> <tr> <td>29 ○</td><td>○ 31</td><td>32 ○</td><td>○ 30</td> </tr> <tr> <td>33 ○</td><td>○ 35</td><td>36 ○</td><td>○ 34</td> </tr> <tr> <td>37 ○</td><td>○ 39</td><td>40 ○</td><td>○ 38</td> </tr> <tr> <td>41 ○</td><td>○ 43</td><td>44 ○</td><td>○ 42</td> </tr> <tr> <td>45 ○</td><td>○ 47</td><td>48 ○</td><td>○ 46</td> </tr> </table>												1 ●	● 3	4 ○	○ 2	5 ●	● 7	8 ○	○ 6	9 ○	○ 11	12 ○	○ 10	13 ○	○ 15	16 ○	○ 14	17 ○	○ 19	20 ○	○ 18	21 ○	○ 23	24 ○	○ 22	25 ○	○ 27	28 ○	○ 26	29 ○	○ 31	32 ○	○ 30	33 ○	○ 35	36 ○	○ 34	37 ○	○ 39	40 ○	○ 38	41 ○	○ 43	44 ○	○ 42	45 ○	○ 47	48 ○	○ 46																																																																																																																																																																																																																																				
1 ●	● 3	4 ○	○ 2																																																																																																																																																																																																																																																																																														
5 ●	● 7	8 ○	○ 6																																																																																																																																																																																																																																																																																														
9 ○	○ 11	12 ○	○ 10																																																																																																																																																																																																																																																																																														
13 ○	○ 15	16 ○	○ 14																																																																																																																																																																																																																																																																																														
17 ○	○ 19	20 ○	○ 18																																																																																																																																																																																																																																																																																														
21 ○	○ 23	24 ○	○ 22																																																																																																																																																																																																																																																																																														
25 ○	○ 27	28 ○	○ 26																																																																																																																																																																																																																																																																																														
29 ○	○ 31	32 ○	○ 30																																																																																																																																																																																																																																																																																														
33 ○	○ 35	36 ○	○ 34																																																																																																																																																																																																																																																																																														
37 ○	○ 39	40 ○	○ 38																																																																																																																																																																																																																																																																																														
41 ○	○ 43	44 ○	○ 42																																																																																																																																																																																																																																																																																														
45 ○	○ 47	48 ○	○ 46																																																																																																																																																																																																																																																																																														
		Version: 112																																																																																																																																																																																																																																																																																															

Face plate

S0.F085/A10.E1L



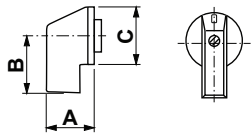
HANDLES

Designation: SOC.G251
Handle colour: "1" black

GENERAL TECHNICAL INFORMATION

Recommended screw driver

Type of screw driver	Value
Cross Screwdriver	PH1
Slot screwdriver according to DIN 5264	0,8x4



A	22,00 mm	B	23,80 mm	C	27,60 mm
---	----------	---	----------	---	----------